



# aruba

tileworks



**PRODUCT GUIDE | 2010 EDITION**

# *Rustic elegance*



## **LARGE ALHAMBRA PATTERN**

3x3 on Point, Custom Alhambra Border | Crystal Green, Forest Green.

# T A B L E O F C O N T E N T S

---

## CONCEPT BOARDS

---

CONCEPT BOARDS

PAGE 3

BORDER BOARDS

PAGE 11

TRIM BOARDS

PAGE 13

---

## SPECIFICATIONS FOR TILE LINE

---

SHAPES & PATTERNS

PAGE 15

BORDERS

PAGE 17

TRIM PIECES

PAGE 19

FOUNTAIN SPITTERS

PAGE 21

---

## EMBOSSING PATTERNS


PAGE 22

---

## GLAZE COLORS

PAGE 23

---



Aruba Tileworks specializes in artistic, hand made tile inspired by traditional Islamic and Asian design motifs and the classic geologic glazes of the American Craftsman style. All of our tile is made by hand at our shop on the historical Beall Greenhouse property on Vashon Island, Washington. We use an extruder as well as metal “cookie cutters” to shape and cut our tile from a rich terracotta clay body. Our unique use of hand-embossed patterns is available on almost all pieces. Most of our glazes are our own recipes and fired in electric kilns.

You can use Aruba tiles to frame a fireplace; to create decorative panels and borders for your tub, stove or sink; and to enhance any foyer with a classic niche or elaborate tile rug. Our frost-proof tile is ideal for outdoor fountains and swimming pools or to decorate a garden wall. We believe the innate beauty of tile shaped by hand holds a timeless quality, bringing warmth to any setting. We encourage you to play with our tile to find your favorite combination of patterns and colors – a combination that reflects the spirit of your home and garden.

*Soulful beauty*



**DIAMOND PATTERN**

Star & Point Border, 1x1 field, custom cap, hand built fountain sculpture | Crystal Green, Crystal Gold, Sahara Tan, Red, Black Enamel Matte, Embossing: Floral.



## SOLOMON SEAL

---

### GLAZE COLOR

Nutmeg

### TILE PIECES

- Calabash
- Solomon Seal Pattern, embossed: Floral
- Rif



## EMAN

---

### GLAZE COLOR

White Glossy

### TILE PIECES

- Small Tapas, embossed: India
- 1" Pacha strip
- Single Dune
- Eman Pattern, petal embossed: India



## SMALL ALHAMBRA

---

### GLAZE COLOR

Crystal Green

### TILE PIECES

- Rabat
- 1x12 Bar
- Small Alhambra Pattern

## LARGE ALHAMBRA

---

### GLAZE COLOR

Midnight Blue

### TILE PIECES

- 12" Fez, embossed: Floral and Circle & Arrow
- Large Alhambra Pattern



## FLORETTE

---

### GLAZE COLOR

Crystal Blue

### TILE PIECES

- Large Marrakesh, embossed: Floral
- Florette pattern, embossed: Floral
- 1x10 Bar



## ARABESQUE

---

### GLAZE COLOR

Sahara Tan

### TILE PIECES

- Large Half Round
- Tizi, embossed: Floral
- Arabesque pattern embossed: Floral
- Tizi, embossed: Floral





## HEXAGON

---

### GLAZE COLOR

Crystal Cream

### TILE PIECES

- Small Zagora, embossed: Floral
- 1x1 Strip
- Hexagon Pattern

## SQUARE & LEAF

---

### GLAZE COLOR

Starry Night & Golden Rod

### TILE PIECES

- Casa Crown
- Square & Leaf, embossed: Floral
- Fatima, embossed: Floral



## BRICK WITH RIF

---

### GLAZE COLOR

Hazelnut

### TILE PIECES

- Tangier, embossed: Tree of Life
- Rif, embossed: Floral
- 2½ x 5 Brick



## BRICK WITH TANGIER

---

### GLAZE COLOR

Crystal Gold

### TILE PIECES

- Tangier, embossed: Floral
- 2½ x 5 Brick Field
- 1x12 Bar, embossed: Floral



### 3X6 PINWHEEL


---

#### GLAZE COLOR

Crystal Green & Crystal Forest

#### TILE PIECES

- Small Marakesh, embossed: Floral
- 1x1 Strip, embossed: Floral
- Pin Wheel pattern: 3x6, 3x3 embossed:
- Floral



### RUNNING BOND WITH 2" PACHA

---

#### GLAZE COLOR

Gold Dust & Turmeric

#### TILE PIECES

- Large Zagora
- 1x8 Bar
- 2 Pacha Strip, embossed: Nadi
- Running Bond: 1x8 & 1x12 Bars



## BASKET WEAVE W/SM. MARRAKESH

---

### GLAZE COLOR

Antique Green & Crystal Green

### TILE PIECES

- Small Marrakesh
- 1x1 Strip
- Basket Weave: 1½ x 1½, 3x6 embossed: Floral

## BASKET WEAVE

---

### GLAZE COLOR

Gold Dust & Turmeric

### TILE PIECES

- Double Half Round
- Basket Weave: 1½ x 1½, 3x6 embossed: Floral

*Timeless presence*



**SOLOMON SEAL PATTERN**

4x4 on Point and Quaid Trim | Crystal Green, Black Enamel Matte, Golden Rod and Lapis Blue.



**STAR & POINT**

Nutmeg, Crystal Cream & Starry Night

**KASBAH**

Nutmeg & Crystal Green

**BERBER**

Starry Night

**MIRAGE**

Crystal Cream & Crystal Green, embossed: Floral



**OASIS**

Nutmeg & Starry Night

**ARABESQUE**

Crystal Cream, embossed: Floral & India

**JARDIN**

Crystal Green

**SMALL ALHAMBRA**

Nutmeg & Starry Night, embossed: Floral & India

Our border designs enhance any field of tile or can create a field of its own.  
See page 17 for details on border patterns.



At Aruba we put our heart & hands into every tile, using our skill, experience & passion to create timeless works of art.

### **ATLAS**

Crystal Cream & Starry Night, embossed: Circle & Arrow

### **JAMALI**

Starry Night

### **DAR**

Crystal Forest

### **SOLOMON SEAL**

Crystal Cream & Nutmeg, embossed: Floral





**GLAZE COLOR**  
Light Terracotta, left;  
Dark Terracotta,  
center

**TRIM PIECES**

1. Large Tapas
2. Small Tapas
3. Dune
4. Single Dune
5. Half Round
6. Rope
7. Small Cove Bead



**GLAZE COLOR**  
Shown in Light and  
Dark Terracotta

**TRIM PIECES**

1. 6" Pacha Strip
2. 2" Pacha Strip
3. 1" Pacha Strip
4. 4" Pacha Strip
5. 1x1 Strip,  
embossed
6. 3" Pacha Strip



**GLAZE COLOR**  
Light Terracotta, left;  
Dark Terracotta,  
center

**TRIM PIECES**

1. Large Marrakesh
2. Small Marrakesh
3. Calabash
4. Safi
5. Small Zagora



**GLAZE COLOR**  
Light Terracotta, left;  
Dark Terracotta,  
center

**TRIM PIECES**

1. Large Half  
Round
2. Foun
3. Fez
4. Rabat
5. Rif
6. Calle
7. Tizi





**GLAZE COLOR**  
Light Terracotta, left;  
Dark Terracotta,  
center

**TRIM PIECES**

- 1. Large Zagora
- 2. Cidi
- 3. Quaid
- 4. Salle



**GLAZE COLOR**  
Light Terracotta, left;  
Dark Terracotta,  
center


**TRIM PIECES**

- 1. Casa Crown
- 2. Tangier
- 3. Fatima
- 4. Ghar



**SHAPES**


All shapes can be embossed in your choice of pattern (See Embossing on page 22 for pattern options) The thickness of all tile is 3/8". Dimensions shown are in inches and are HxL.



**SQUARES**

SIZES: 1x1, 2x2, 3x3, 4x4, 5x5 and 6x6


Corner and single bullnoses available.



**RECTANGLES**

BARs: 1x6, 1x8 and 1x12  
BRICKS: 2½ x 5, 3x6, 4x8 and 6x12


Corner and single bullnoses available.  
Custom sizes available upon request



**ALHAMBRA**

LARGE ALHAMBRA: 5x5  
SMALL ALHAMBRA: 3x3

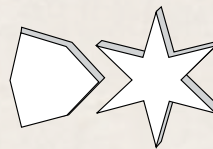
12 pcs/sf of large  
30 pcs/sf of small



**SOLOMON SEAL**

STAR: 4½ x 4½  
CROSS: 4½ x 4½

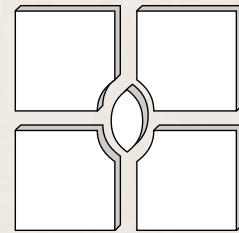
5.8 pcs/sf of each shape



**EMAN**

STAR: 4¾ x 4¾  
PETAL: 3½ x 3¾


6 pcs/sf of star  
12 pcs/sf of petal



**SQUARE & LEAF**

SQUARES: 4x4  
LEAF: ½ x 1


9 pcs/sf of square  
2.5 pcs/sf of leaf



**FLORETTE**

SIZE: 4½ x 4½

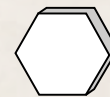
12 pcs/sf



**ARABESQUE**

SIZE: 5 x 4½

12 pcs/sf



**HEXAGON**


SIZE: 2 ¼ x 3

20 pcs/sf

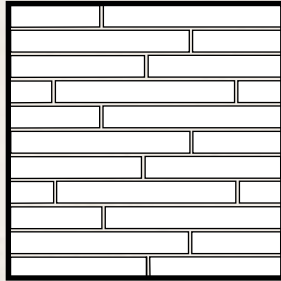


## PATTERNS


Approximately 1 square foot of each pattern is displayed on this page.




**DIAMONDS ON POINT**




**RANDOM BAR**




**SOLOMON SEAL**




**EMAN**



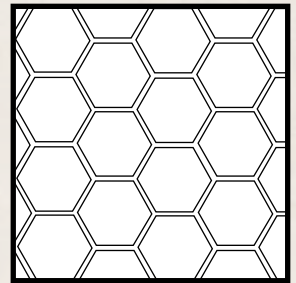
**FLORETTE**



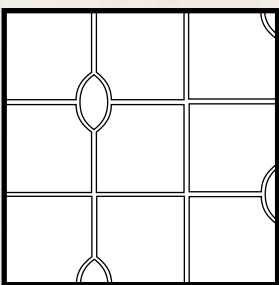
**ARABESQUE**



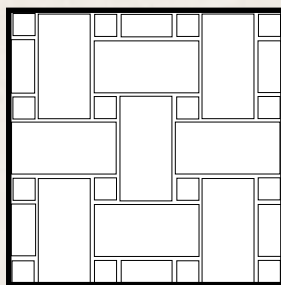
**LARGE ALHAMBRA**




**HEXAGON**




**SQUARE & LEAF**



**BASKET WEAVE**



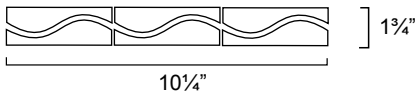
**BRICK**



**PIN WHEEL**

There are many other patterns that can be created with our tile shapes. Create your own favorite combination that reflects the spirit of your home and garden.

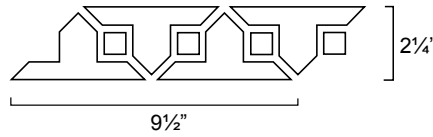
Borders are made of individual tiles that can be ordered in your choice of colors and empossing on any shape. If a border is ordered to be preset, it is shipped in the length specified below for each pattern.



**JAMALI**

7 pcs/lf

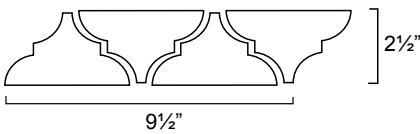
**new**



**KASBAH**

5 pcs/lf of half cross,  
4 pcs/lf of square

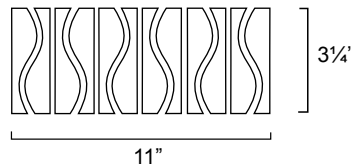
**new**



**ARABESQUE**

5 pcs/lf

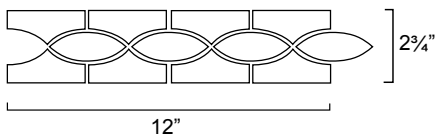
**new**



**JARDIN**

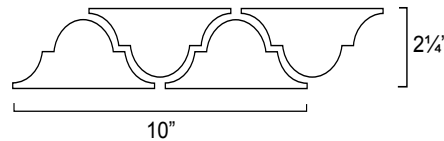
11.5 pcs/lf

**new**



**MIRAGE**

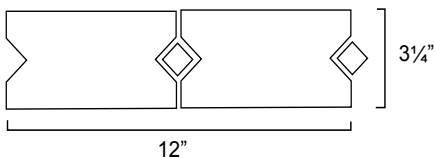
9 pcs/lf of border  
piece, 4.5 pcs/lf  
of leaf



**BERBER**

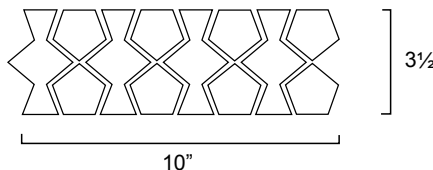
4.8 pcs/lf

**new**



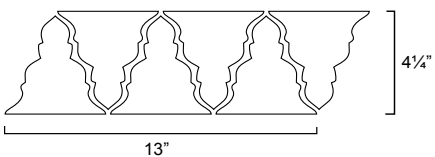
**ATLAS**

2 pcs/lf of each shape



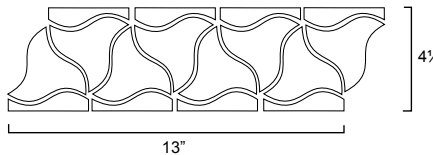
**DAR BORDER**

4.5 pcs/lf of dar belly  
9 pcs/lf of pentagon



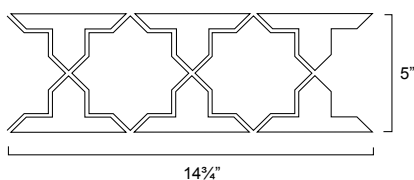
**OASIS**

6.5 pcs/lf



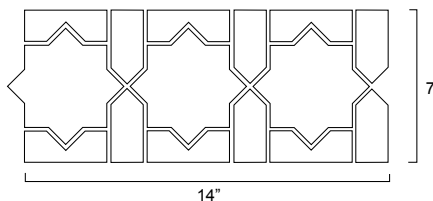
**SMALL  
ALHAMBRA**

8 pcs/lf of each shape



**SOLOMAN**

2.5 stars/lf,  
5.5 crosses/lf



**STAR & POINT**

2.5 stars/lf,  
5 star caps/lf,  
5 points/lf

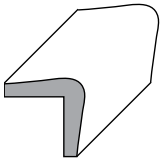
*Living presence*



**TURIN BACKSPLASH**

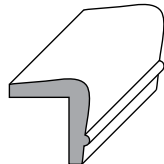
Custom Pattern Using Tile Shapes w/Custom Solomon Seal Spitter | Crystal Cream, Embossing: Floral.

Trim pieces are made at a standard 6 inch length. If another length is desired, please call. Inner and outer corner beaks as well as embossing are available for most pieces. All sizes are in inches and dimensions in HxWxL. Because of the variation in hand-made tile, the sizes are approximate.



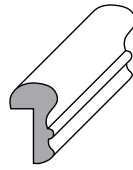
**QAID**

outer dimensions:  
2 1/4 x 2 1/4 x 6  
inner dimensions:  
1 3/4 x 1 3/4 x 6



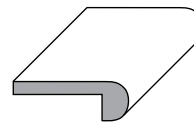
**CIDI**

outer dimensions:  
2 1/4 x 2 1/4 x 6  
inner dimensions:  
2 x 1 3/4 x 6



**CALABASH**

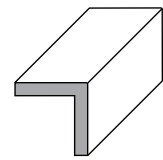
outer dimensions:  
2 3/8 x 1 3/8 x 6  
inner dimensions:  
1 1/2 x 5/8 x 6



**new**

**SALLE**

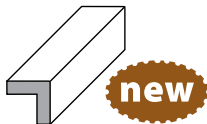
outer dimensions:  
1 1/8 x 3 1/2 x 6  
inner dimensions:  
3/4 x 2 3/4 x 6



**new**

**LARGE TAPAS**

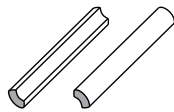
outer dimensions:  
2 1/8 x 2 1/8 x 6  
inner dimensions:  
1 3/4 x 1 3/4 x 6



**new**

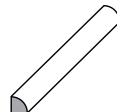
**SMALL TAPAS**

outer dimensions:  
1 1/4 x 1 1/4 x 6  
inner dimensions:  
7/8 x 1 1/4 x 6



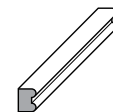
**QUARTER ROUND**

inner dimensions:  
5/8 x 5/8 x 6  
outer dimensions:  
(W & H from corner point)



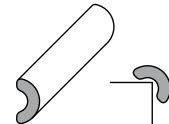
**SMALL COVE BEAD**

3/8 x 3/8 x 6



**TIZI**

3/8 x 1/2 x 6



**FOUM**

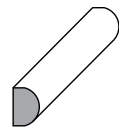
1 1/4 x 5/8 x 6



**new**

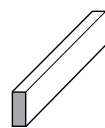
**LARGE HALF ROUND**

1 1/4 x 7/8 x 6



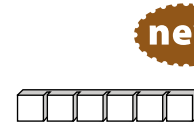
**HALF ROUND**

1 1/8 x 3/4 x 6



**1X6 BAR**

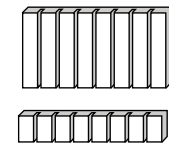
1 1/4 x 3/8 x 6  
also available in  
8" and 12" lengths



**new**

**1X1 STRIP**

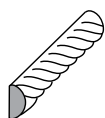
1 x 3/8 x 6 5/8



**new**

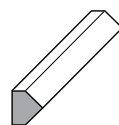
**PACHA STRIP**

in varying heights:  
1, 2, 3, 4, 6  
6" long  
3/8" width for all bars



**OUED**

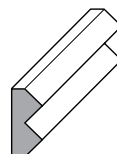
1 x 3/4 x 6



**new**

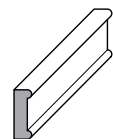
**SINGLE DUNE**

1 x 3/4 x 6



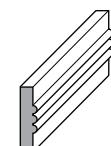
**DUNE**

5 x 3/4 x 6



**CALLE**

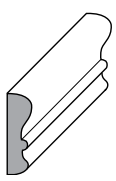
1 3/8 x 1/2 x 6



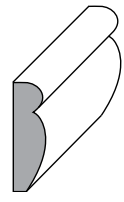
**new**

**RIF**

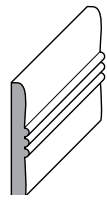
2 x 1/2 x 6  
3/8 thickness at long edges



**SAFI**  
2½ x ¾ x 6

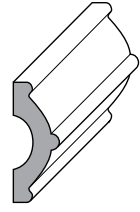


**TANGIER**  
3¼ x ¾ x 6

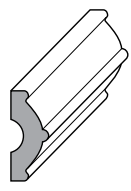


new

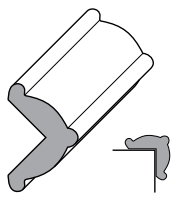
**RABAT**  
3¼ x ¾ x 6



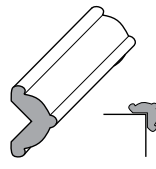
**LARGE MARRAKESH**  
3½ x 1¾ x 6



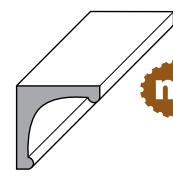
**SMALL MARRAKESH**  
2½ x 1¾ x 6



**LARGE ZAGORA**  
3¼ x 2 x 6

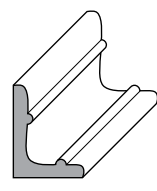


**SMALL ZAGORA**  
2½ x 1¾ x 6

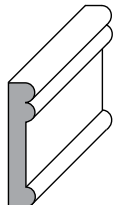


new

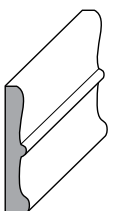
**CASA CROWN**  
2½ x 2½ x 6



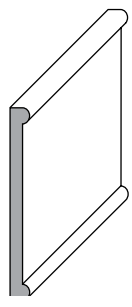
**GHAR**  
2¾ x 2¾ x 6



**FEZ**  
3¼ x ¾ x 6



**FATIMA**  
3½ x ¾ x 6



new

**LONG BASEBOARD**  
6 x ¾ x 12  
¾" thick between edge  
beads

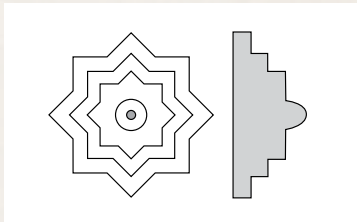


All fountain spitters fit into the corresponding interlocking filed pattern or can stand alone. Available in your choice of colors. All dimensions are in inches and listed LXH. Because of the variation in hand-made tile, the sizes are approximate.



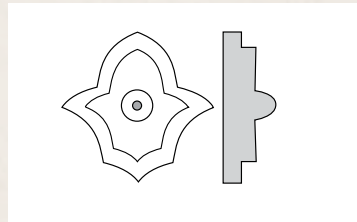
**SOLOMON SEAL**

Glaze Color: Red  
Size: 4½ x 4½  
Depth: 2½




**FLORETTE**

Glaze Color: Sky Blue  
Size: 4½ x 4½  
Depth: 1½



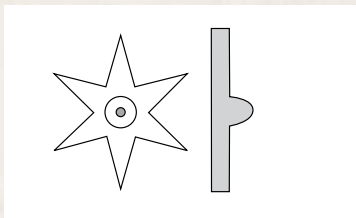
**ARABESQUE**

Glaze Color: Black  
Glossy Size: 4¼ x 5  
Depth: 1½



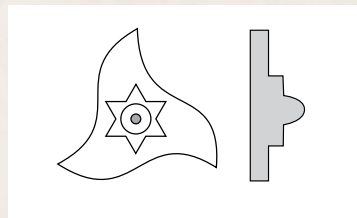
**EMAN**

Glaze Color: Orange  
Size: 4¾ x 4¾  
Depth: 1



**ALHAMBRA**

Glaze Color: Moroccan Mint  
Size: 5 x 4¾  
Depth: 1½





Aruba offers unique hand embossing on field tile and trim pieces. The depth and area embossed on each piece varies making each tile unique. The combinations of embossing patterns, tile pieces and glaze colors are infinite. Below are a few of our favorite combinations of glazes and patterns.



**FLORAL**



Fez Trim Piece | Midnight Blue | Embossing: Circle & Arrow and India

**INDIA**



**TREE OF LIFE**



**NADI**



**CIRCLE & ARROW**

All of Aruba's tiles are frost proof so they can be used indoors or out for pools, fountains, showers, floors and backsplashes. Some glazes have a range of variation in color. To learn more about our glaze colors and tile, visit us online and locate a showroom near you at [arubatileworks.com](http://arubatileworks.com).



**WHITE (GLOSSY)**



**CRYSTAL WHITE**



**CRYSTAL CREAM**



**CRYSTAL GOLD**



**GOLDEN ROD**



**SAHARA TAN**



**GOLD DUST**



**TURMERIC**



**LIGHT TERRACOTTA**



**DARK TERRACOTTA**



**ORANGE (GLOSSY)**



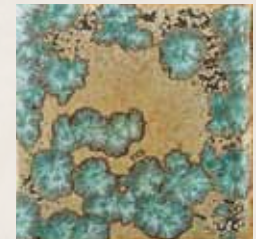
**RED (GLOSSY)**



**ANTIQUE GREEN**



**CRYSTAL GREEN**



**CRYSTAL FOREST**



**MORROCCAN MINT**



**SKY BLUE (GLOSSY)**



**CRYSTAL BLUE**

**new**



**LAPIS**



**MIDNIGHT BLUE**




**NUTMEG**

**new**




**HAZELNUT**

**new**




**STARRY NIGHT**

**new**



**BLACK ENAMEL MATTE**



**BLACK (GLOSSY)**

# NOTES

A series of 20 horizontal dotted lines for writing notes.



[WWW.ARUBATILEWORKS.COM](http://WWW.ARUBATILEWORKS.COM)